



CERTIFICATE

Certificate issued by a Notified Body

SP 04ATEX3107X
(12 68 19)




1(3)


- [1] **EC-TYPE EXAMINATION CERTIFICATE**
- [2] **Equipment or Protective System intended for use in Potentially Explosive Atmospheres
Directive 94/9/EC**
- [3] EC-Type Examination Certificate Number: **SP 04ATEX3107X**
- [4] Equipment or Protective System: Fan type KTEX 60-30-4
- [5] Applicant (manufacturer): Systemair AB
- [6] Address: Industrivägen 3, SE-739 30 Skinnskatteberg, Sweden
- [7] This equipment or protective system and any acceptable variation thereto are specified in the schedule to this certificate and the documents therein referred to.
- [8] SP, Notified Body No. 0402 in accordance with Article 9 of the Council Directive 94/9/EC of 23 March 1994, certifies that this equipment or protective system has been found to comply with the Essential Health and Safety Requirements relating to the design and construction of equipment and protective systems intended for use in potentially explosive atmospheres, given in Annex II to the Directive.
- The examination and test results are recorded in a confidential report No. P301630:E.
- [9] Compliance with the Essential Health and Safety Requirements has been assured by compliance with:
- EN 1127-1:1997 (SS-EN 1127-1 ed 1)
 - EN 50014:1997 + A1...A2 (SS-EN 50014 ed 4 + A1...A2)
 - EN 50019:2000 (SS-EN 50019 ed 6)
 - EN 13463-1:2001 (SS-EN 13463-1 ed 1)
- [10] If the sign "X" is placed after the certificate number, it indicates that the equipment or protective system is subject to special conditions for safe use specified in the schedule to this certificate.
- [11] This EC Type examination certificate relates only to the design, examination and tests of the specified equipment or protective system in accordance to the Directive 94/9/EC. Further requirements of the Directive apply to the manufacturing process and supply of this equipment or protective system. This certificate does not cover these requirements.
- [12] The marking of the equipment or protective system shall include the following

 **II 2 G EEx e II T3**

Borås 14 April 2004

SP Swedish National Testing and Research Institute
Certification


Lennart Månsson
Certification manager


Åke Månsson
Certification officer

**CERTIFICATE**

SP 04ATEX3107X, dated 14.04.2004

Signed on behalf of SP, 14.04.2004: *adm*

[13]

Schedule[14] **EC-TYPE EXAMINATION CERTIFICATE No. SP 04ATEX3107X**[15] **Description of equipment**

The fan consists of a housing, a fan wheel and a certified induction motor with a permanently connected cable. The material in the construction (except the motor) is made of galvanized sheet-iron. The fan is designed for installation in a duct system and the duct system is intended to fulfil the required degree of ingress protection.

The fan can be speed controlled by applying reduced supply voltages according to the table below. The fan motor is equipped with three PTC temperature sensors; these sensors are intended for connection to separate supervision equipment.

Data

Type of duty: S1 (continues duty)

Ambient temperature (T_{amb}): - 20 °C to + 40 °C**Table. Rated data.**

Fan type	KTEX
Motor type	MK 137-4DK.10.Y
Voltage (V)	230/400 (D/Y)
Number of phases/frequency	3 ~ 50 Hz
Current (A)	4,05/2,35 (D/Y)
Input power (W)	1,3 kW
Speed (rpm)	1330
t_A (s) ¹⁾	85
I_A/I_N	4,1
Minimum backpressure (Pa)	D/Y (V ac)
225	230/400
165	160/230
115	130/180
75	105/140
0	80/90

¹⁾ Based on rated voltage and cold state (+20 °C)[16] **Report No.**


P301630:E

[17] **Special conditions for safe use**

1. The PTC thermal protection circuits of the motor shall be connected to a triggering device certified according to Directive 94/9/EC, which shall disconnect the motor from main supply at excessive temperature. The device shall disconnect the motor within the time $t_A = 85$ sec based on rated voltage and cold state (+20 °C).

CERTIFICATE

SP 04ATEX3107X, dated 14.04.2004

Signed on behalf of SP, 14.04.2004: 

2. When the fans are installed in a duct system the degree of protection IP 20 at the inlet side and IP 10 at the outlet side shall be fulfilled for the duct system. Parts that contribute to this protection shall have a suitable design with respect to strength and material.
3. The fan may be run at reduced supply voltages according to data above (Table) in the certificate. The current is allowed to exceed the rated current of the electrical motor with 9 % provided that the rated input power above is not exceeded.
4. The cable shall be permanently installed, mechanically protected and protected from other environmental stress in order to ensure explosion protection. The connection of the free end of the cable shall be explosion protected according to the valid installation regulations.
5. In order to limit the current of the motor, the fan shall be operated with a static backpressure of a minimum value according to data above (Table) in the certificate.

[18] Essential health and safety requirements

Additional requirements according to the draft standard "Design of fans working in potentially explosive atmospheres" (CEN/TC305/WG2 N 390, Date: 2003-12-22) have been applied.

[19] Drawings and documents

Slutmontering KTEX 50-25 till 70-40	1112-A	2004-01-19	1 page
Matris (fläkt, motor och fläkthjul)	19000-28	2003-12-18	1 "
Stycklista	1568	2004-03-04	1 "
Svetsning chassi 1, KTEX 60-30	1113-AA	2004-01-16	1 "
Svetsning chassi 2, KTEX 60-30	1113-AB	2004-01-16	1 "
Motorsida KE/KT 60-30	1033-2	1997-02-27	1 "
Spiral KE/KT 60-30, CE/CT 280	1006-4	2002-03-19	1 "
Motorplåt nr. 7	1008-4	2004-01-15	1 "
Packning KE/KT 60-30, CE/CT 280	1010-4	1993-07-01	1 "
Insugningskona ATEX EX 280	1100-8	2004-01-26	1 "
Mittplåt KTEX 60-30	1113-1	2002-03-25	1 "
Styrplåt KE/KT 60-30	1007-4	1991-05-22	1 "
Lock elkoppling KT 3~	1011-2	1997-04-29	1 "
Hörnjärn	8100-15	2004-01-12	1 "
Svep FFK 60-30	8103-10	2002-08-08	1 "
Tolk konspel (3-6) KTEX, DKEX	19510-3	2003-12-09	1 "
Typskylt 230/400 V 3-fas KTEX 60-30-4	1113-5	2004-03-04	1 "
Etikett Tillv.order.nr	13500-21	2003-06-16	1 "
RE**P-*DK.*Y.**	L-AL-3163	2004-02-13	1 "
Drift och underhållsinstruktion	203399	2004-04-08	8 pages